A graphic design on a black background. It features a white notepad with a double-line border, tilted slightly to the right. The text "Learning to Collaborate" is written on the notepad in a black, serif font. To the left of the notepad, there is a bright yellow sticky note, also tilted, partially overlapping the notepad. A black horizontal bar is positioned at the bottom of the image, overlapping the bottom edge of the notepad and the sticky note.

Learning to  
Collaborate

8/26/16


**Catalyst:** Do you think people talk to each other in the same way? Give some examples.

\_\_\_\_ (Yes/No), I think people \_\_\_\_\_ (do/do not) talk to each other in the same way. For example, \_\_\_\_\_.

**Reflection:**

**2L**

Learning to Collaborate 8/26/16

**2R**

## Pre-Write

Do you think people talk to each other in the same way? Give some examples.

## Reflection

Name  
Date  
Period






## Objectives & Goals

- Identify your individual 'wild' communication style
- Determine how to talk to the 'other animals in your jungle'

# Agenda

- 1) Catalyst
- 2) Take the personality quiz
- 3) Sit in your animal group
- 4) Listen to the descriptions of the 4 animal leadership styles
- 5) Use the prompts to discuss and complete your 4-Square
- 6) Share-out
- 7) Graph
- 8) Reflection





## Learn Your **Wild** Communication Style

1. Locate the **handout**.
2. For each question (horizontal), check the one box that **BEST** represents your preferences.
2. When completed, **add columns vertically**.
3. Place numerical score on **line** below that column.






**If your highest score  
is in column #1**



**HORSE**

- **People oriented**
- Very likeable
- Warm, friendly and accepting
- Steady and calm
- Loyal and dependable
- Team-players
- Able to gain support of others
- Excellent listeners
- Patient and considerate
- Dislikes interpersonal conflict
- Guards their emotions
- Accepts change slowly
- Slow to act; slow to decide
- Asks many questions



If your highest score  
is in column #2



## **MONKEY**

- **People Oriented**
- Very friendly
- Enthusiastic; Spontaneous
- Talkative
- Promotes group collaboration
- Quick paced
- Optimistic
- Likes involvement
- Risk taker
- Jumps from one thing to next
- Shows emotions
- Exaggerates and generalizes
- Undisciplined about time
- Not always prepared
- Tends to be disorganized





If your highest score  
is in column #3



## LION

- **Task Oriented**
- Wants immediate results
- Confident; Authoritative
- Good organizational skills
- Decisive; Goal-orientated
- Independent; Competitive
- Likes challenges
- Bold, adventurous
- Prefers being alone
- Seeks to have power
- Strong ego; dominant
- Low tolerance for feelings, attitudes and advice of others
- Likes, and seeks, control
- Fast, impatient pace



If your highest score  
is in column #4



## OWL

- **Task Oriented**
- Seeks facts, data, objectivity
- Serious, persistent
- Orderly, logical
- Follows directions & standards
- Time-disciplined and precise
- Perfectionist, must be right
- Structured and organized
- Conventional, systematic
- Works in slow, cautious pace
- Prefers to work alone
- Over-relies on data & proof
- Dislikes involvement
- Wants to always be right <sup>17</sup>

1) What are the positives of your style?

- 
- 
- 

2) What are the challenges of your style?

- 
- 
- 

3) How can people best communicate with you?

- 
- 
- 

4) How can you best communicate with other people?

- 
- 
-

# Discussion

- 1) Move to your “Animal Group”.
- 2) In your “Animal Group,” discuss and record the following 4 questions:
  - 1) What are the positives of your style? (list 3)
  - 2) What are the challenges of your style? (list 3)
  - 3) How can people best communicate with you? (list 3 strategies)
  - 4) How can you best communicate with other people?

**Record your answers on the 4-square on your paper!**

# What makes a good audience?

**S** - sit up

**L** - Listen

**A** - Ask and answer questions

**N** - nod your head (me too/same same)

**T** - track the speaker

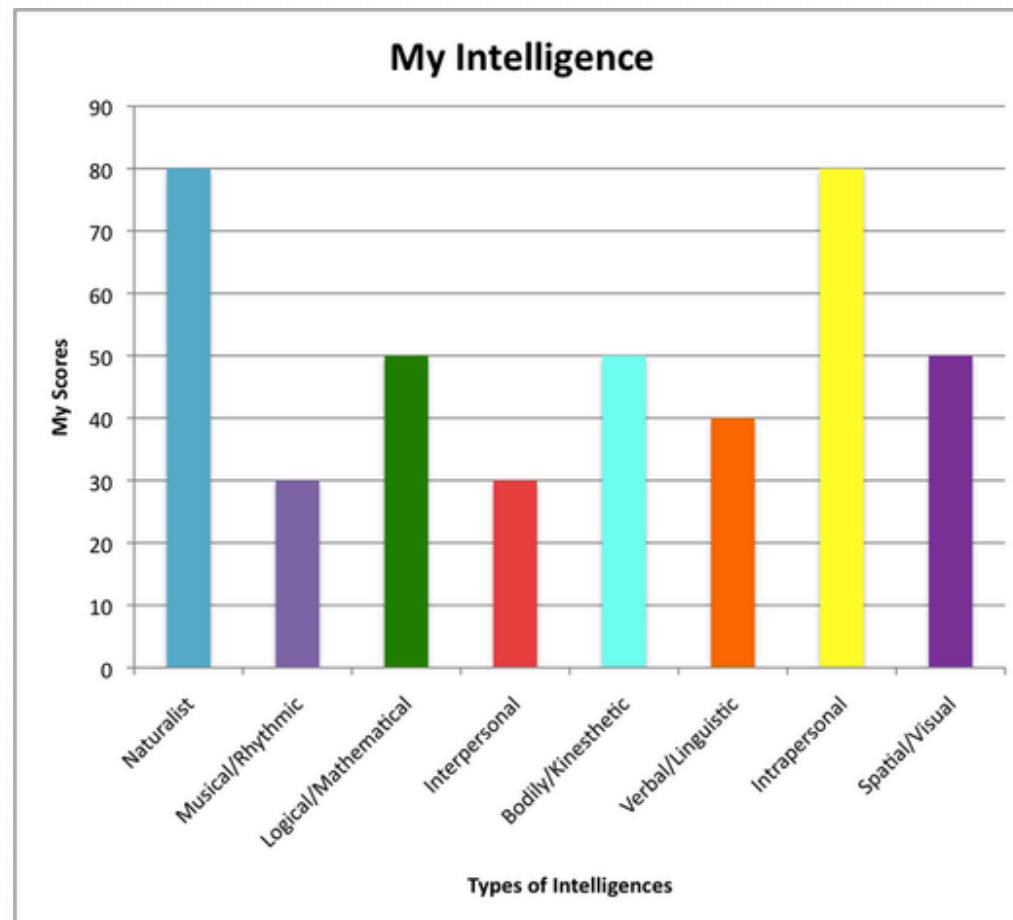
# Present your learning style

**Each group will present your 4-Square to the class.  
(3 minutes max)**

**Choose one person to represent your group. (If no one volunteers, the person who is wearing the most buttons will be your speaker.)**

# CLASS DATA

Now let's create a bar graph of our class's communication styles!



# Reflection

- 1) What was positive about working with people of all the same communication style?
  - *It was positive to work with people with the same style because \_\_\_\_\_.*
- 2) What was a challenge of working with people of all the same style?
  - *It was challenging working with people with the same style because \_\_\_\_\_.*
- 3) Why might the teacher change student seats and put lots of different types of people together?
  - *I think Ms. Tao would put people with different styles together because \_\_\_\_\_.*



# Introduction Round Robin

- Inside seated people STAY PUT
- Outside seated people ROTATE
- You have 1 minute to **introduce yourself**, shake hands, **share your learning style**, and **one thing you did over the summer**.